

Aqueous Mount

Aqueous Mounting Medium

REF / Cat. No.: ZY-AMT030 30 ml
ZY-AMT060 60 ml

Instructions for use

Intended use

Aqueous Mount is an aqueous mounting medium for histological and cytological preparations. It is especially suitable for mounting of tissue sections stained with alcohol-soluble chromogenic substrates such as Fast Red or AEC. Even sections stained with alcohol-resistant chromogenic substrates can be mounted with Aqueous Mount if they were *not* previously dehydrated. Aqueous Mount is intended for research use only.

Reagent provided

Aqueous Mount in the following formats: 30 ml Ready-to-use (Cat. No. ZY-AMT030)
60 ml Ready-to-use (Cat. No. ZY-AMT060)

Storage and Handling

The solution should be stored at room temperature in the original container without further dilution. Please store the reagent in a dark place and do not freeze it. Under these conditions the solution is stable up to the expiry date indicated on the label. Do not use product after the expiry date. If you observe unusual staining or other deviations from the expected results which could possibly be caused by the kit reagents please contact Zytomed Systems' technical support or your local distributor.

Precautions

Use by qualified personnel only. Wear protective clothing to avoid contact of reagents or specimen with eye, skin or mucous membrane. In case of a reagent or specimen coming into contact with a sensitive area, wash the area with large amounts of water. In case of swallowing rinse the mouth excessively with large amounts of water and turn to a doctor. A material safety data sheet (MSDS) is available upon request.

Reagent Preparation

The solution is ready-to-use.

Application

Apply a sufficient amount of Aqueous Mount onto the stained histological or cytological section; depending on the size of section 2 to 5 drops. Cover with a coverslip. Heating of the mounted section for hardening is *not* necessary. Coverslips can be removed by soaking the section over night in water.

Limitations of the procedure

Zytomed Systems guarantees that the product will meet all requirements described from its shipping date until its expiry date, as long as the product is correctly stored and utilized. No additional guarantees can be given. Under no circumstances shall Zytomed System be liable for any damages arising out of the use of the reagent provided.

Performance characteristics












Zytomed Systems has conducted studies to evaluate the performance of the reagent. The product has been found to be suitable for the intended use.

Oct 31, 2013

Rev: A1013

Doc: DBE_ZY-AMT030_060

Explanation of the symbols on the product label:

	Bestellnummer Catalog Number Reference du catalogue		Verwendbar bis Use By Utiliser jusque		Gebrauchsanweisung beachten Consult Instructions for use Consulter les instructions d'utilisation
	Chargenbezeichnung Batch Code Code du lot		Lagerungstemperatur Temperature Limitation Limites de température		Nur für Forschungszwecke For Research Use Only Pour la recherche uniquement
	In vitro Diagnostikum In Vitro Diagnostic Medical Device Dispositif médical de diagnostic in vitro		Achtung/Gefahr Warning/Danger Attention/Danger		Hersteller / Manufacturer / Fabricant Zytomed Systems GmbH Anhaltinerstraße 16 14163 Berlin, Germany Tel: (+49) 30-804 984 990 www.zytomed-systems.de
	Achtung/Gefahr Warning/Danger Attention/Danger		Achtung Warning Attention		