



Hematoxylin, Mayer's (Lillie's Modification)

REF / Cat. No.: ZUC087-500 500 ml

Instructions for use

Intended use

Hematoxylin is a staining reagent for histology and cytology. It is intended to visualize cell nuclei in histological and cytological specimen after immunohistological or immunocytological staining. The solution is intended for in vitro diagnostic use.

Reagent provided

REF / Cat. No. ZUC087-500

500 ml Hematoxylin, Mayer's (Lillie's Modification)

Storage and handling

The solution should be stored at room temperature in the original packaging without further dilution. If stored correctly the solution is stable up to the expiry date indicated on the label. Do not use product after the expiry date. If you observe unusual staining or other deviations from the expected results which could possibly be caused by this reagent, please contact Zytomed Systems' technical support or your local distributor.

Precautions

Use by qualified personnel only. Wear protective clothing to avoid contact of reagent or specimen with eye, skin or mucous membrane. In case of the reagent or specimen coming into contact with a sensitive area, wash the area with large amounts of water. After swallowing: rinse mouth immediately and seek medical attention. A material safety data sheet (MSDS) is available upon request.

Reagent preparation

None. The reagent is ready-to-use.

Procedure

- 1) Rinse specimen in distilled water to remove chromogen/substrate solution from immunohistochemically stained tissue or cell preparation.
- 2) Apply Hematoxylin solution and incubate for approximately 5 min depending on desired signal intensity.
- 3) Rinse in distilled water
- 4) Blueing
- 5) Dehydrate and mount with permanent mounting media or mount in aqueous mounting media without dehydration.

Troubleshooting

If you observe unusual staining please read these instructions carefully, contact Zytomed Systems' technical support or your local distributor.

Expected results

Hematoxylin stains cell nuclei in histological and cytological specimen by binding to DNA (Deoxyribonucleic acid).

Limitation of the procedure

Zytomed Systems guarantees that the product will meet all requirements described from its shipping date until its expiry date, as long as the product is correctly stored and utilized. No additional guarantees can be given.

Performance characteristics








Zytomed Systems has conducted studies to evaluate the performance of the reagent. The product has been found to be suitable for the intended use.

May 04, 2015

Rev: A0515

Doc: DBE_ZUC087-500

Explanation of the symbols on the product label:

REF	Bestellnummer Catalog Number Reference du catalogue		Verwendbar bis Use By Utiliser jusque		Gebrauchsanweisung beachten Consult Instructions for use Consulter les instructions d'utilisation
LOT	Chargenbezeichnung Batch Code Code du lot		Lagerungstemperatur Temperature Limitation Limites de température	RUO	Nur für Forschungszwecke For Research Use Only Pour la recherche uniquement
IVD	In vitro Diagnostikum In Vitro Diagnostic Medical Device Dispositif médical de diagnostic in vitro		Achtung/Gefahr Warning/Danger Attention/Danger		Hersteller / Manufacturer / Fabricant Zytomed Systems GmbH Anhaltinerstraße 16 14163 Berlin, Germany Tel: (+49) 30-804 984 990 www.zytomed-systems.de
	Achtung/Gefahr Warning/Danger Attention/Danger		Achtung Warning Attention	